

Article 22

Presentation

Intensive English Language Program
March 15, 2021

INTRODUCTION

President Percy

INTRODUCTION ***President Percy***

TODAY'S PRESENTATION

- Article 22 Process
- University Budget Context
- OAA Budget Context
- IELP Program
- Next Steps

ARTICLE 22 PROCESS

Cindy Starke

WHY ARE WE GOING THROUGH THIS PROCESS?

When budgetary challenges dictate a need to make programmatic changes, we have a few options under the AAUP collective bargaining agreement. Most of those contract provisions outline the process for reducing specific categories of AAUP represented employees.

In contrast, Article 22 lays out a formal pathway for addressing significant budgetary issues that is:

- Broad-Based
- Procedurally Comprehensive
- Collaborative and Inclusive
- Encourages Transparency

ARTICLE 22 PROCESS

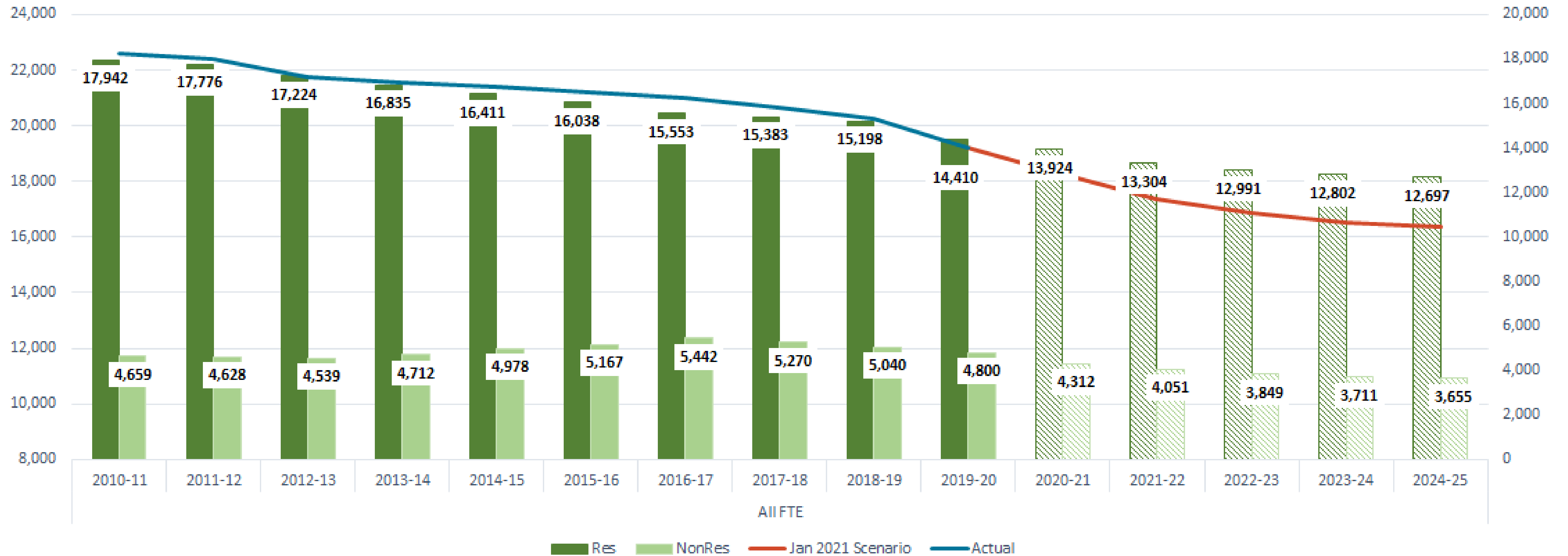
Cindy Starke

PROCEDURAL TIMELINE:

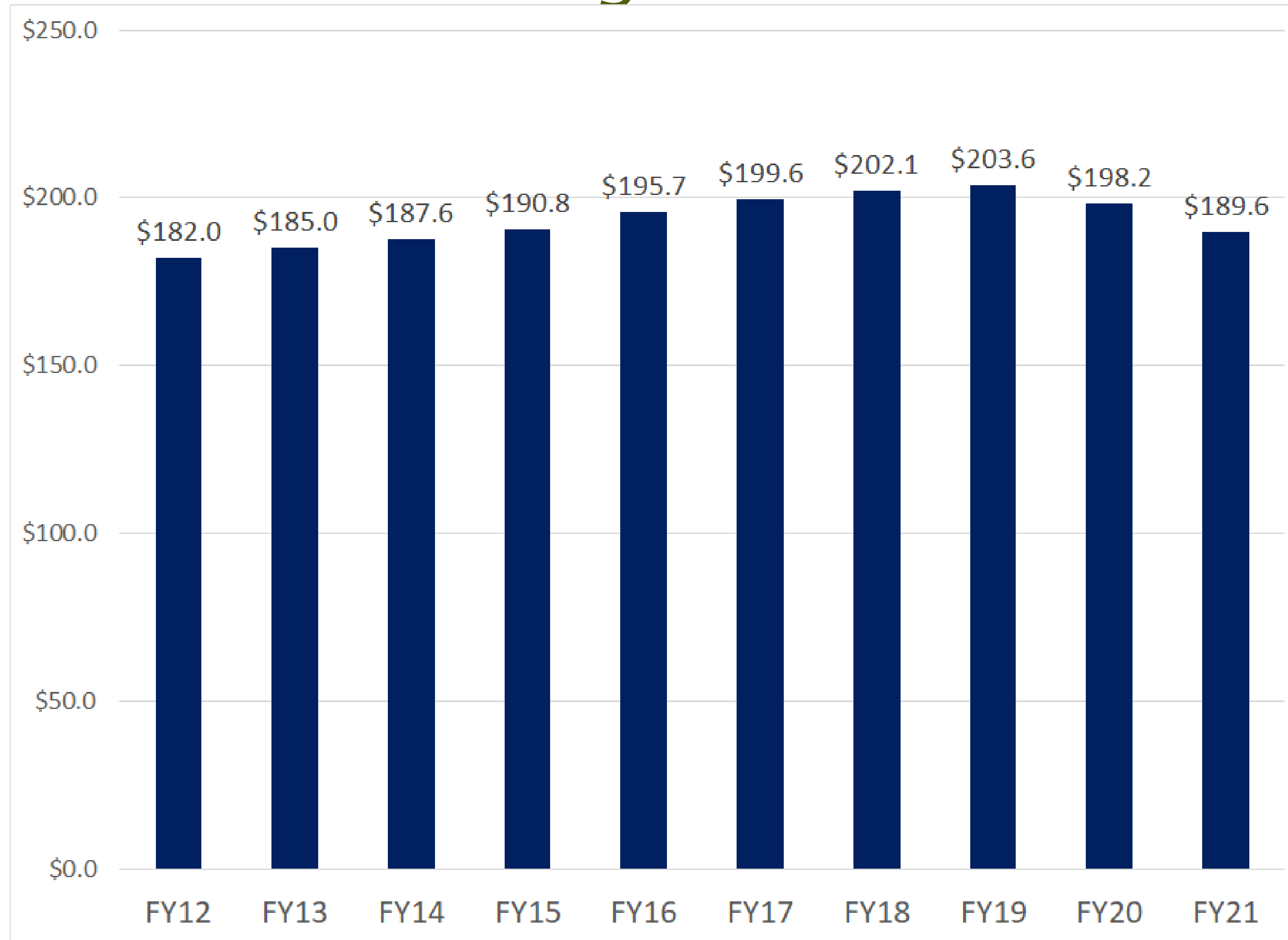
February 4	Formal notice was provided to AAUP and Faculty Senate
March 15	Faculty Senate Presentation and meeting with AAUP
March 16 – April 16	Submissions of comments
April 19 – May 2	Review and thoughtful consideration of comments and other materials provided; During this time period, the president will decide whether to move forward and declare the existence of a condition requiring departmental reduction in IELP.
	<i>If the decision is to proceed, then the following dates apply:</i>
No later than May 3	University will release a provisional plan to implement department reduction, including proposed positions eliminated
May 4 – June 4	Time to receive and consider comments on the provisional plan
No later than June 14	Release of final implementation plan

February 22, 2021
Enrollment Forecast

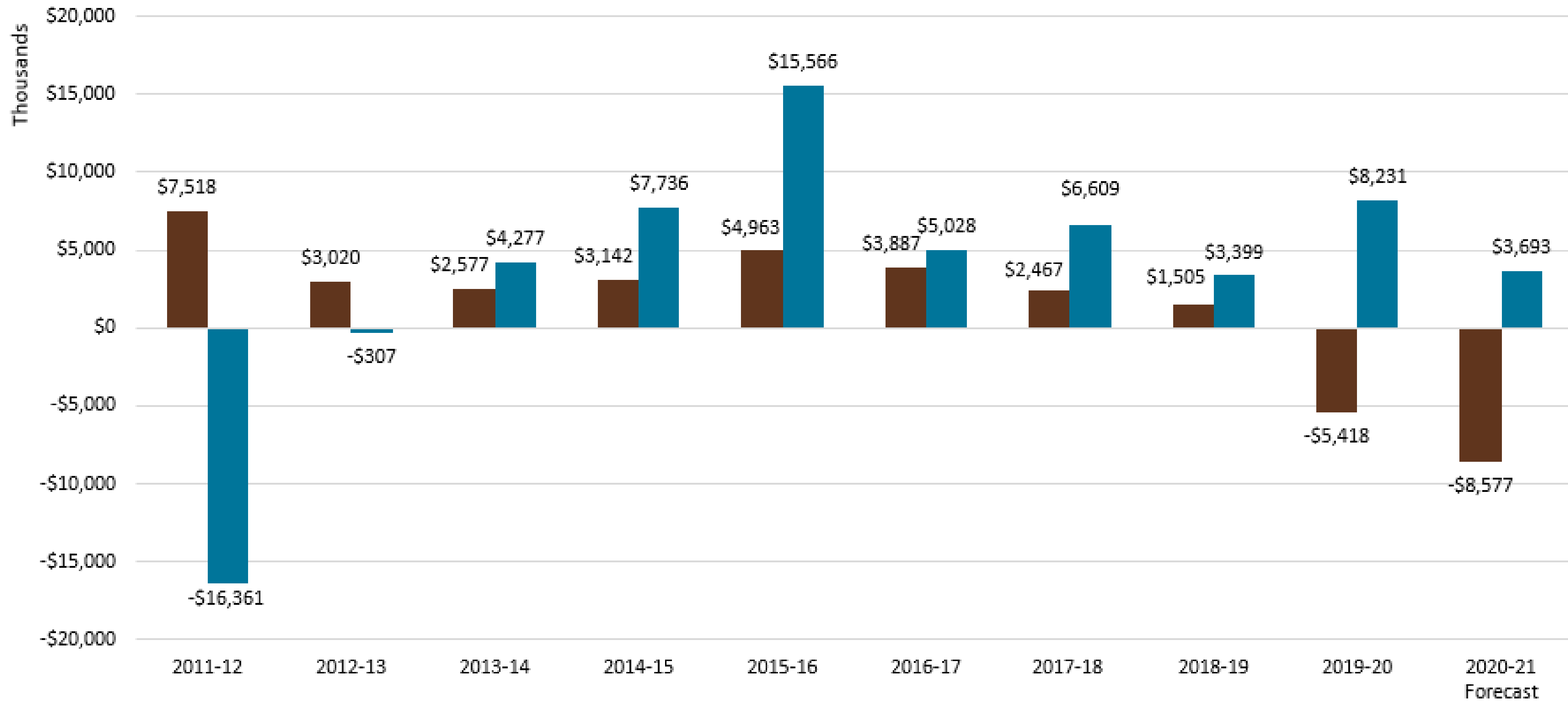
Five-year Enrollment Forecast (January update)



Net tuition is decreasing



Changes in primary sources of General Fund

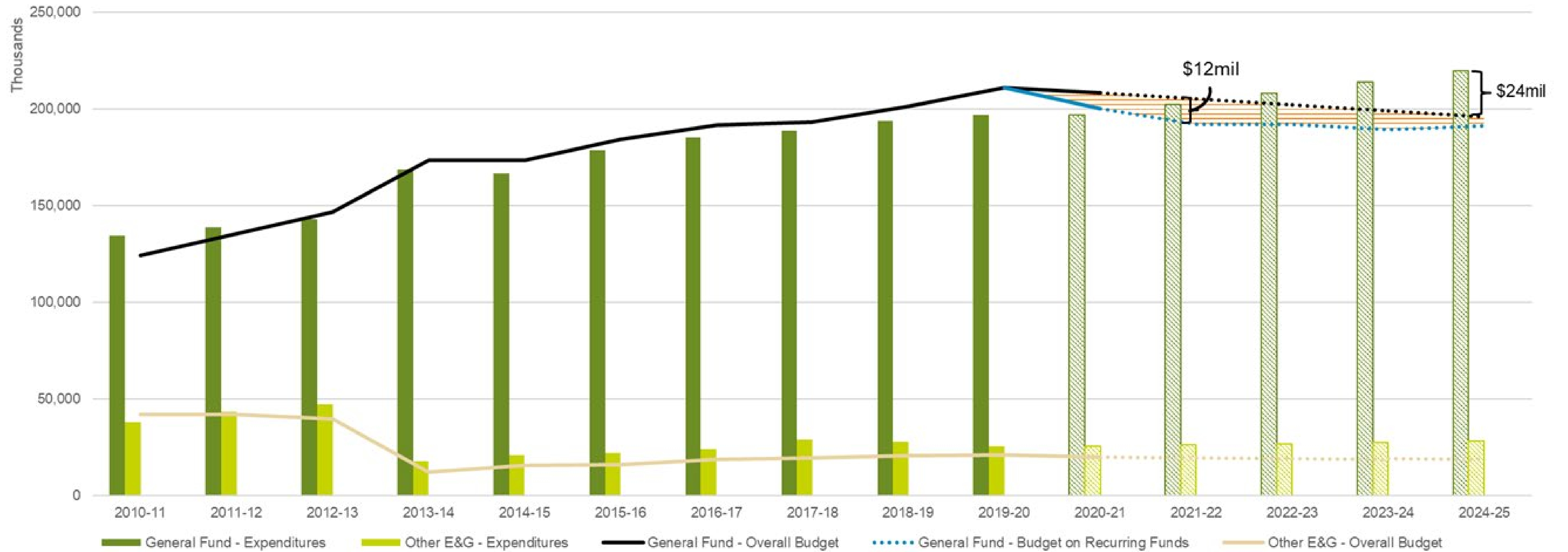


FY 2021-22 Deficit Spending Matrix and preliminary guidance from Board of Trustees

Approximate Budget Change	Approximate Undergraduate Resident Tuition Increase			
	0%	2.5%	3.9%	4.9%
-3% (~\$19M reduction from CSL)	\$14 to \$16 million	\$12 to \$14 million	\$10 to \$12 million	\$9 to \$11 million
-1.5% (~\$13M reduction from CSL)	\$19 to \$21 million	\$16 to \$18 million	\$15 to \$17 million	\$14 to \$16 million
Flat (~\$9M reduction from CSL)	\$24 to \$26 million	\$21 to \$23 million	\$20 to \$22 million	\$19 to \$21 million
1.5% (~\$5M reduction from CSL)	\$28 to \$30 million	\$26 to \$28 million	\$24 to \$26 million	\$23 to \$25 million
3% (CSL)	\$33 to \$35 million	\$30 to \$32 million	\$29 to \$31 million	\$28 to \$30 million

Even with significant reductions, a combination of tuition increases and deficit spending (use of reserves) will be required for the FY 2021-22 General Fund budget.

Five-year E&G Budget Forecast Academic Affairs



What does this mean for OAA?

- ***Strategic Use of Bridge Funds (i.e. Management Reserves)***
 - ***Estimated at about \$12 Million from OAA for FY22***
- ***Division level reduction of 1.5%***
 - ***About \$3.2 Million reduction from COVID Adjusted Budget***
- ***Multi-year approach***
 - ***Need to eliminate bridge funds spending--annual 1.5% reduction for 4 years***

REMARKS
Provost Jeffords

IELP's Transition Timeline

- **March 2020**, Faculty Senate approved the merger of IELP into OIA
- **June 2020**, OIA and IELP embarked on a year-long transition plan of merging the two units together. The Transition Team (TT) was created
- **Summer 2020**, preparation and planning of the TT members to begin the process in September 2020 when faculty returned to contracts
- **October - November**, discussions about possible necessity for retrenchment of the IELP begin
- **Late January 2021**, President Percy accepts Provost's recommendation to begin the retrenchment process. Official notice to AAUP and Faculty Senate in early February.
- **Current**, the work of the TT continues with modifications to incorporate retrenchment discussions as appropriate.

IELP: Core Functions

Provides programming for PSU admitted and IELP admitted students

- Run PSU's Pathway program for undergraduate students
- Work with graduate departments to support academic communication needs of graduate students (prospective and current)
- Engage students with the campus and Portland Community
- Wraparound services to support students' academic, cultural and personal adjustment
- Collaborate with other campus units to support multilingual students

IELP Program Areas			
Outreach and Admissions	Operations	Academics	Student Services
<ul style="list-style-type: none"> • Outreach and recruitment • Partnership development • Marketing • Admissions • I-20 processing • Pre-arrival communication 	<ul style="list-style-type: none"> • Registration and enrollment • Data management • Facilities and Supplies • Personnel management • Program finances 	<ul style="list-style-type: none"> • Curriculum • Instruction • Assessment • Learning Center 	<ul style="list-style-type: none"> • Academic advising • Socio, cultural & recreational engagement • New student services

IELP: Collaborations

Examples of Campus Collaborations

- MCECS
 - Collaboration on China initiatives
- University Studies
 - Designed and delivered academic communication course linked to FRINQ & SINQ for multilingual students. 276 students enrolled 2015 – 2020
- CUPA
 - English language courses for the Seoul Metropolitan Government Program AY17 to AY21
- Social Work
 - Programming to support visiting scholars
- COE
 - Collaboration on grant proposal for the Saudi Arabian Khrabrat Program, Building Leadership for Change through School Immersion
 - Submitted March 2020 (no grants awarded due to COVID)

Professional Affiliations

Commission on English Language Accreditation

- 10 year accreditation December 2018

UCIEP (university and college intensive English programs)

- National consortium of university based intensive English programs dedicated to advancing quality instruction and professional standards
- requires self-study and site visit

IELP History

Program Oversight and Budget Model					
2012 – 2013	2014	2015 – 2017	2018	2019	2020 - present
CLAS Dean Beatty Dept Applied Linguistics	VP Intl Affairs Kevin Reynolds	VP Intl Affairs Dean Graduate School Margaret Everett	VP Intl Affairs Acting Provost Margaret Everett	Provost Susan Jeffords Executive Director Ron Witczak	Executive Director Ron Witczak
Self-support	E&G - IPEB				

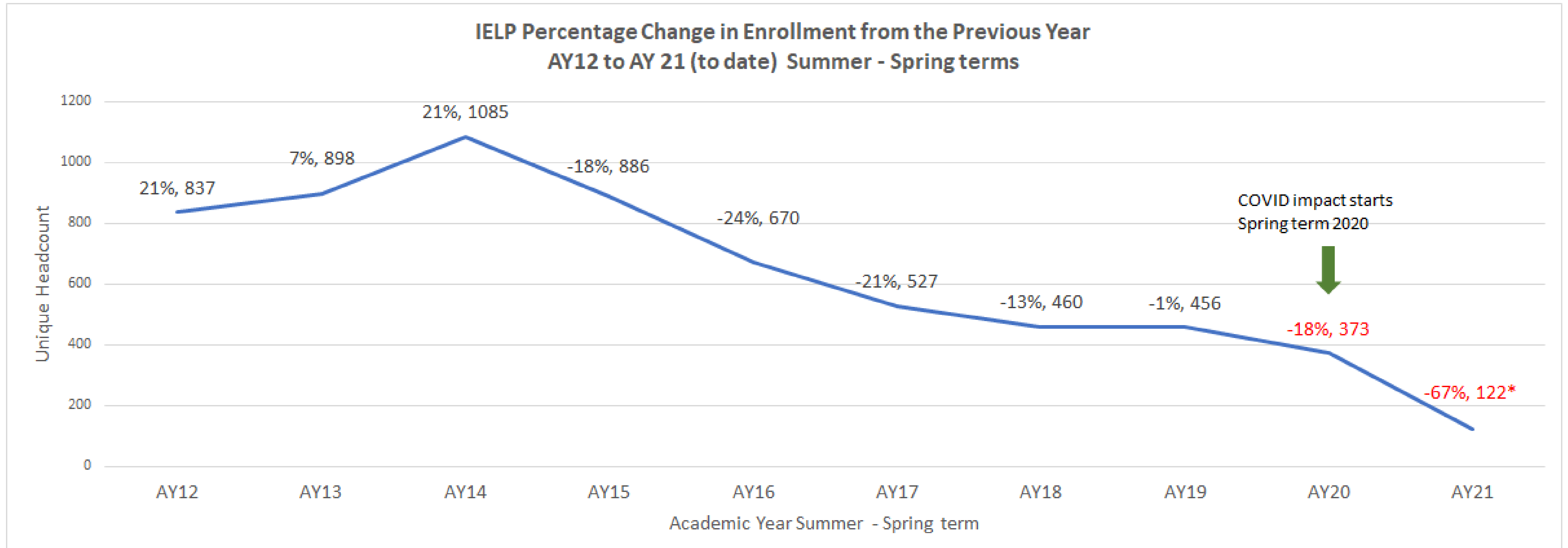


IELP: Enrollment Trend: AY 2012 - AY 2020

Student Numbers - unique headcount

Includes spring 2020 and up to Winter term 2021 COVID impact / change to remote instruction

* NOTE: Spring 2021 IELP enrollment not included



National IEP's Enrollment Trends

IEP Enrollment Trends



Nationally, intensive English program (IEP) enrollment fluctuates more than international student enrollment as a whole. Domestic and international economic, immigration, political and societal factors all impact the flow of international students.

IELP Enrollment by Student Type

IELP admitted

- Students apply directly to the IELP which has its own application and admissions process.
- Reasons why students apply to the IELP rather than PSU
 - Not intending to earn a university degree
 - Faster application process
 - Intending to build fluency and then apply to a university
 - Government scholarship requirements

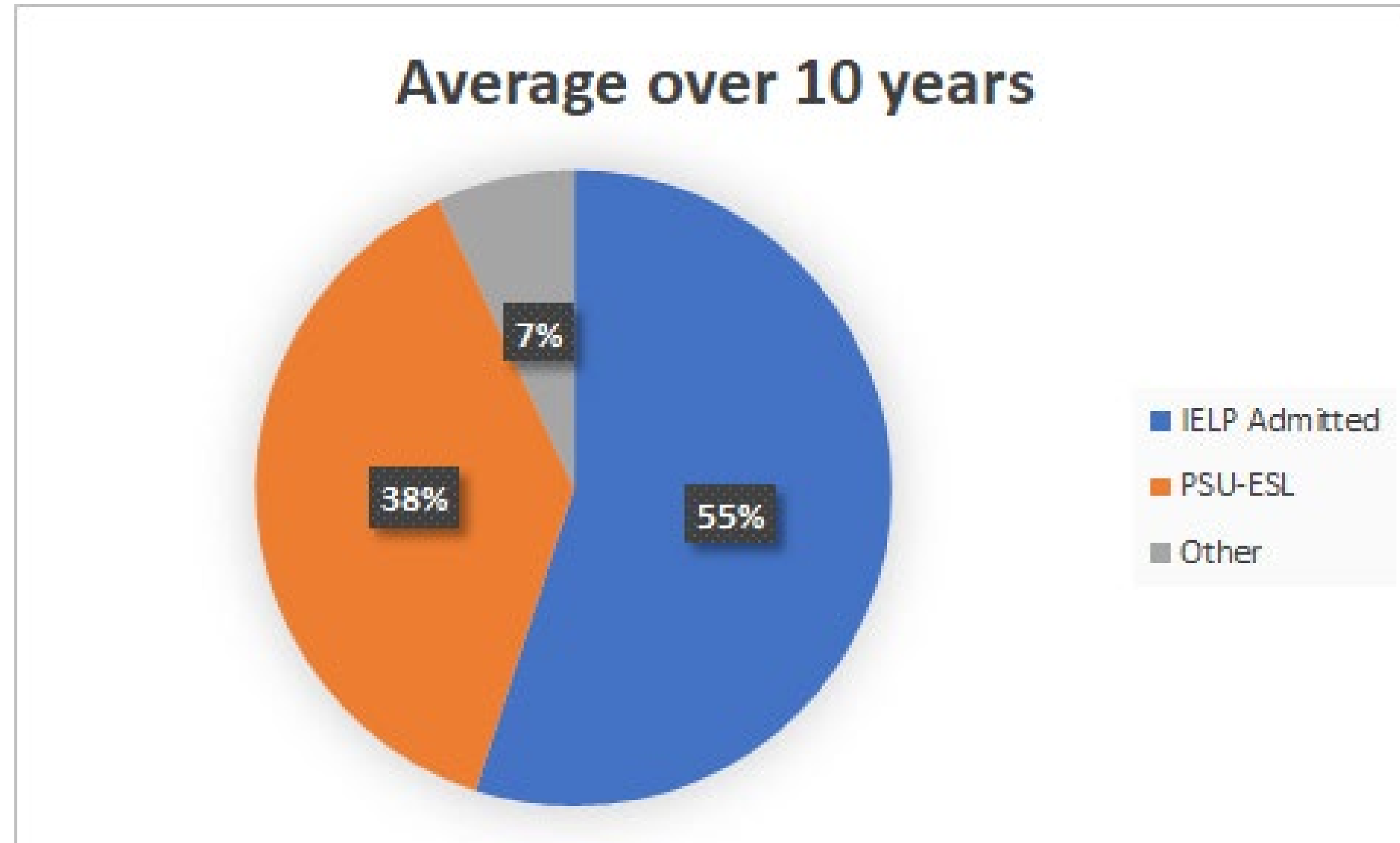
PSU admitted (PSU-ESL)

- Primarily undergraduate students who want to earn a degree at Portland State but have not yet met PSU's English proficiency requirement.
- These students apply directly to PSU and are admitted into the PSU language pathway program (run by the IELP).

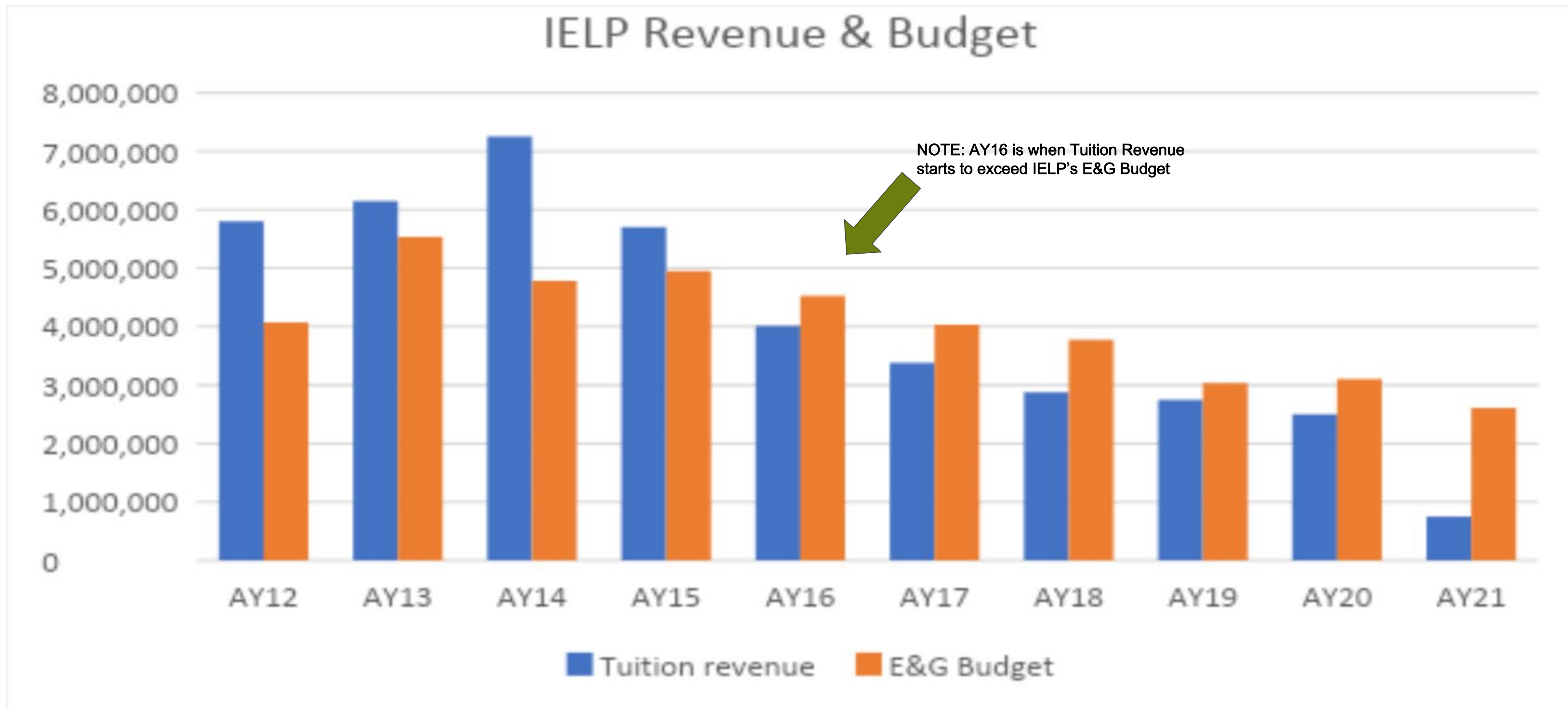
Other

- PSU non-degree seeking students,
- Portland Center students,
- PSU students not required to take IELP classes, but seeking academic communication support

IELP Enrollment by Student Type in Credit Programs



IELP Revenue & Budget



Data Source: Julie Haun, Director, Intensive English Language Program

IELP Current Staffing Overview

21 NTTF (83% of budget expenditures)

Program Administration (17% of budget expenditures):

- 3 Administrators**
- 1 Academic professional (.9 FTE)**
- 2 Classified staff**

General Consensus that Int'l Enrollments will take 3-5 years to Build Back to least Pre-pandemic Numbers

<https://www.voanews.com/student-union/international-student-enrollment-us-takes-hit>

<https://thepienews.com/news/five-year-recovery-period-predicted-for-global-student-mobility/>

<https://www.timeshighereducation.com/news/pandemic-redistribute-international-student-flows-report>

<https://www.universityworldnews.com/post.php?story=20200326180104407>

<https://www.universityworldnews.com/post.php?story=20201202134456579>

<https://www.chronicle.com/article/is-this-the-end-of-the-romance-between-chinese-students-and-u-s-colleges>

IELP: Quick Highlights

Non-Credit Programs

English Through Sustainability and Service Learning AY16 – AY21

- Increased enrollment 82% from AY16 (62 students) to AY20 (113)
- Received an Outstanding Flagship Program award at the 2019 Global RCE conference on Education for Sustainable Development

Graduate Writing Camp, 2019; 2021

Remote Intensive Communication 2020; 2021

Grant Programs

• \$1,175,079 total grant funding AY15 to AY20

Fulbright Pre-Academic Program - Summer 15 through summer 2019 (suspended due to COVID)

- Delivered to over 100 Fulbright scholars
- One of 15 university IEPs awarded the Department of State / Institute of International Education grant
- Programming provides academic and cultural adjustment support for new Fulbright Scholars who attend universities across the United States

• PDPI Program for Brazilian English language educators, 2018; 2019 (suspended due to COVID)

- One of 14 universities awarded the Brazilian Ministry of Education and IIE grant

IELP: RCAT History

	2016	2017	2018	2019	2020	Cumulative
Restricted differential tuition net of bad debt	\$4,206,219	\$3,395,344	\$2,845,877	\$2,723,883	\$2,471,072	
Other revenue	\$494,028	\$356,010	\$303,043	\$249,368	\$314,917	
Total	\$4,700,247	\$3,751,353	\$3,148,920	\$2,973,250	\$2,785,989	
Direct expenses	\$4,695,586	\$4,233,403	\$4,029,905	\$3,499,652	\$3,366,092	
Base net revenue	\$4,661	-\$482,049	-\$880,986	-\$526,401	-\$580,103	-\$2,464,878
Indirect expenses	\$964,026	\$861,337	\$786,894	\$715,989	\$755,800	
Net	-\$959,365	-\$1,343,386	-\$1,667,879	-\$1,242,390	-\$1,335,903	-\$6,548,924

NEXT STEPS ***President Percy***

FEEDBACK FORM

<https://www.pdx.edu/president/article-22-process-site>